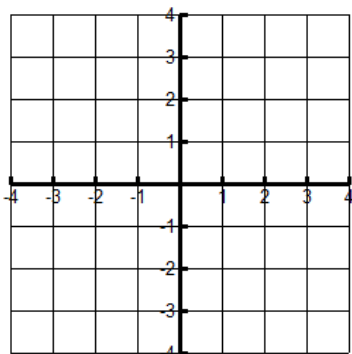


Name: _____

Date: _____

1. $y = \log_4 x$



State 3 points on Graph _____

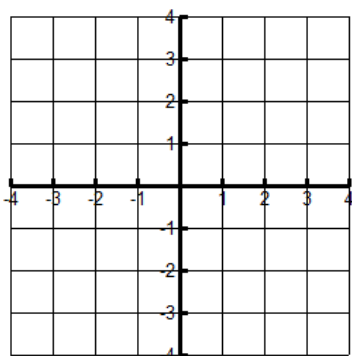
Domain _____ Range _____

Asymptote _____ Increasing or Decreasing

X-intercept _____ Y-intercept _____

End Behavior $x \rightarrow \text{_____}, f(x) \rightarrow \text{_____}$
 $x \rightarrow \text{_____}, f(x) \rightarrow \text{_____}$

2. $y = \log_{\frac{1}{3}} x$



State 3 points on Graph _____

Domain _____ Range _____

Asymptote _____ Increasing or Decreasing

X-intercept _____ Y-intercept _____

End Behavior $x \rightarrow \text{_____}, f(x) \rightarrow \text{_____}$
 $x \rightarrow \text{_____}, f(x) \rightarrow \text{_____}$

Transformations:

Examples:

1. $y = \log_b(x+2)$

2. $y = \log_b(x)+5$

3. $y = -\log_b(x-1)$

4. $y = \log_b(-x+3)$

5. $y = -\log_b(x+2)-7$

6. $y = \log_b(-x)-4$

Asymptote:

Examples:

1. $y = \log_b(x+2)$

2. $y = \log_b(x)+5$

3. $y = -\log_b(x-1)$

4. $y = \log_b(-x+3)$

5. $y = -\log_b(x+2)-7$

6. $y = \log_b(-x)-4$

Domain:

Range:

End Behavior:

$x \rightarrow \text{_____}, f(x) \rightarrow \text{_____}$

$x \rightarrow \text{_____}, f(x) \rightarrow \text{_____}$

3. $y = \log_3(x+2)$

Transformations: _____

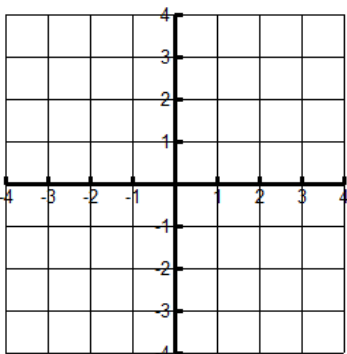
State 3 points on Graph _____

Domain _____ Range _____

Asymptote _____ Increasing or Decreasing

X-intercept _____ Y-intercept _____

End Behavior $x \rightarrow \text{_____}, f(x) \rightarrow \text{_____}$
 $x \rightarrow \text{_____}, f(x) \rightarrow \text{_____}$



4. $y = \log_2(x+3)-1$

Transformations: _____

State 3 points on Graph _____

Domain _____ Range _____

Asymptote _____ Increasing or Decreasing

X-intercept _____ Y-intercept _____

End Behavior $x \rightarrow \text{_____}, f(x) \rightarrow \text{_____}$
 $x \rightarrow \text{_____}, f(x) \rightarrow \text{_____}$

